



The Perfect Experience / —

24-inch Broadcast HD Studio Monitor  
(16:9 1920 x 1080 pixels)

**DT-V24L1D**

20-inch Broadcast HD Studio Monitor  
(16:9 Rack-Mountable)

**DT-V20L1D**

17-inch Field/Studio HD Monitor  
(16:9 AC/DC Operation Rack Mountable)

**DT-V17L2DU**

9-inch Portable/Field/Studio HD Monitor  
(16:9 AC/DC Operation Portable)

**DT-V9L1DU**

Experience the brilliant performance of studio and field monitors designed for broadcast, production and post-production applications.



*Equipped with all the features and functions professionals demand, this versatile new line-*



## DT-V24L1D

### 24-inch Studio HD Monitor

- Native 1920 x 1080p display
- Dual HD/SD SDI terminals with embedded audio
- DVI-D input (HDMI compatible, w/HDCP)
- High-performance LCD panel (1900 x 1200)
- Exclusive JVC image processing technology
- 12 audio level meters and status display
- 1:1 mode for pixel-to-pixel 720p display
- Easy-to-operate front panel controls w/knobs
- Rugged metal rear cabinet. Adjustable stand provided

## DT-V20L1D

### 20-inch Studio HD Monitor

- Fits within 19-inch rack
- Dual HD/SD SDI terminals with embedded audio
- DVI-D input (HDMI compatible, w/HDCP)
- High-performance LCD panel (1680 x 1050)
- Exclusive JVC image processing technology
- 12 audio level meters and status display
- 1:1 mode for pixel-to-pixel 720p display
- Easy-to-operate front panel controls w/knobs
- Rugged metal rear cabinet. Adjustable stand provided

	INPUT TERMINALS						CONTROLS						
	HD/SD SDI	Y-Pb-Pr	Video	DVI-D	Audio	Speaker	RS-232C	RS-485	Make/trigger	Area maker	Safety maker	Tally lamp	Time code
DT-V24L1D	Gold-plated	●	●	●	In/Out	Stereo	●	In/Out	●	●	●	●	●
DT-V20L1D	Gold-plated	●	●	●	In/Out	Stereo	●	In/Out	●	●	●	●	●
DT-V17L2DU	Gold-plated	●	●	●	In/Out	Stereo	●	In/Out	●	●	●	●	●
DT-V9L1DU	Gold-plated	●	●	●	In/Out	Mono	●		●	●	●	●	●

Suitable for a wide range of applications including

Photo: courtesy of Alfacam



up of HD production monitors offers HD performance, easy installation, and systems flexibility



Easy to use because all the control panels are at the same level, regardless of monitor size.

DT-V17L2DU

17-inch Field/Studio HD Monitor

- AC/DC operation
- Dual HD/SD SDI terminals with embedded audio
- DVI-D input (HDMI compatible, w/HDCP)
- High-performance LCD panel (1440 x 900)
- Exclusive JVC image processing technology
- 12 audio level meters and status display
- 1:1 mode for pixel-to-pixel 720p and 1080p display
- Easy-to-operate front panel controls w/knobs
- Rackmountable rugged metal rear cabinet
- Adjustable stand provided

DT-V9L1DU

9-inch Portable/Field/Studio HD Capable Monitor

- AC/DC operation
- Rackmountable side-by-side
- Dual HD/SD SDI terminals with embedded audio
- High-performance LCD panel (800 x 480)
- 12 audio level meters and status display
- Focus Assist function
- Dynamic mode for outdoor visibility
- Easy-to-operate front panel controls w/knobs
- Rugged metal rear cabinet

FUNCTIONS								INSTALLATION				OPERATION	
me de	CRC error	Audio level meter	Monitor name /source ID display	1:1 mode	I/P mode	Focus assist	Dynamic mode	Stand (Tilt & height adjustable)	VESA	Rack mount	Carrying handle	Protective screen	Power
●	●	●	●	●	●			●	●	Option		Option	AC
●	●	●	●	●	●			●	●	Option		Option	AC
●	●	●	●	●	●			●	●	Option	●	Option	AC/DC
		●	●			●	●	●	●	Option (Side by side)	●	Provided	AC/DC

ENG, OB vans, edit suites, broadcast and industrial





## High quality pictures

### ■ Exclusive JVC image processing technology

We've taken our leading-edge image processing technology and refined it to meet the requirements of critical broadcast and production HD users. 10-bit processors are used in the DT-V24L1D, DT-V20L1D, and DT-V17L2DU (8-bit in the DT-V9L1DU) to deliver true professional performance, without over-processing. Each monitor produces natural clear images at all times — even with fast-moving content. JVC's advanced technology also eliminates many of the problems inherent in digital circuits, such as diagonal jaggies, block noise, and mosquito noise, while our exclusive enhancer technology provides accurate image outline correction. The end result is clearly visible on the screen with smoother resolution and crisper, sharper images.



10-bit processors of DT-V24L1D, DT-V20L1D and DT-V17L2DU

### ■ High-performance liquid crystal panels

Wide viewing angles, high brightness, excellent focus and contrast performance set JVC's industry-leading DT-V series apart from the competition. In addition, these advanced LCD monitors feature minimal delay between input signal and image display, thus ensuring faithful picture reproduction.

### ■ Color temperature setting

Three color temperature settings are provided: 9,300°K, 6,500°K, and one user-defined setting.

### ■ Compatible with multiple HD/SD formats

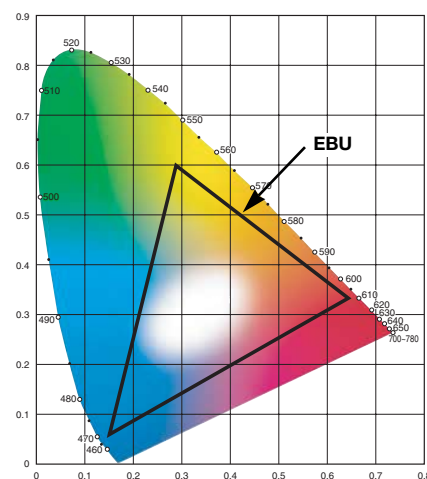
Compatible with multiple HD/SD formats The DT-V24L1D, DT-V20L1D, and DT-V17L2DU are all equipped with a full set of HD-compatible inputs. These include two auto-sensing HD/SD inputs with switched output, composite and component inputs. In addition, an HDCP-compatible DVI input is provided for PC connection. The DT-V9L1DU is equipped with one auto-sensing HD/SD SDI input with output, composite and component inputs.

### ■ Cinema mode<sup>\*1</sup>

For film applications, a unique Cinema mode provides optimized I/P conversion with 24 frame signals, in addition to the NORMAL (frame-based) and FIELD (field-based) modes.

### ■ Faithful color reproduction<sup>\*1</sup>


Matrix parameters are set in response to the actual HD or SD input signal. This makes it possible to accurately reproduce colors in strict conformity with ITU standards without having to process color signals. A chromatic range equivalent to EBU 100%, ensures color reproduction that is virtually identical to the original.



INPUT SIGNAL FORMAT	Standard Setting	Preset Format
SDTV	ITU-R BT.601	PAL, NTSC, SECAM <sup>*2</sup> : 480i, 576i, 480p, 576p
HDTV	ITU-R BT.709	720p, 1035i, 1080i, 1080p

### ■ Gamma calibration<sup>\*1</sup>

Each monitor undergoes an extensive gamma calibration before it is shipped from the factory. Extra attention to detail ensures extremely precise gray scale characteristics.



<sup>\*1</sup> DT-V24L1D, DT-V20L1D and DT-V17L2DU only <sup>\*2</sup> DT-V24L1D and DT-V20L1D only



# Convenient, user-friendly functions streamline your workflow

## ■ HD/SD SDI terminals

With two built-in multi-format auto-switching HD/SD-SDI inputs, the DT-V24L1D, DT-V20L1D, and DT-V17L2DU can handle most types of HD signal (the DT-V9L1DU has one multi-format HD/SD SDI input). Terminals are gold plated to prevent corrosion and signal loss. Embedded SDI audio is also supported.




Gold-plated connectors


## ■ 1:1 pixel scanning function<sup>1</sup>

The 1:1 function facilitates pixel-by-pixel display. Input signals are displayed in their original format without scaling. The DT-V24L1D and DT-V17L2DU (with overscan) can display every single pixel in the an original 1080i or 720p image. The DT-V20L1D can display 720p images pixel-by-pixel.

### ● 1:1 pixel scanning on 24" monitor



Showing 1080p signal



Showing 720p signal

## ■ Traditional front panel operation

Anyone used to working with a CRT monitor will find the front panel rotary controls immediately familiar. These convenient controls let you quickly adjust picture and volume, as well as providing fast, direct access to a variety of functions, thus enhancing productivity in any environment.

## ■ Various video production functions

A variety of functions have been provided to support creative video production. These include: area markers compatible with different aspect ratios (4:3, 14:9, 13:9, 2.35:1<sup>1</sup>, 1.85:1<sup>1</sup>, and 1.66:1<sup>1</sup>), safe area markers (80%-100%; variable in steps of 1%), 16:9 / 4:3 aspect ratio switching, screen check functions that display R,G and B signals separately, and two-color tally lamps (red and green).



Aspect (16:9)



Safety marker (16:9)



Area marker (16:9)



Aspect (16:9) with area marker (4:3) in the halftone mode



Aspect (4:3)



Safety marker (4:3)

## ■ No sync action

The power-saving screen mode (activated when no input signal is detected) can be set to Suspend, Grey Background, or Off.

## ■ Time code display function



Time code (ON)



Time code (OFF)

The display of time code embedded in SDI signals is turned on or off with this function.

## ■ Status display

Status information is displayed in the blank area above the active picture display. (except with PC signals) The use of 16:10<sup>\*</sup> panels allows status information to be displayed with no loss of picture elements. <sup>\*</sup> 15:9 in the case of the DT-V9L1DU.

### ● DT-V24L1D/DT-V20L1D



Status off/auto Large text ON

### ● DT-V17L2DU



Status information can be displayed in the upper or the lower blank area.

### ● DT-V9L1DU



The level meters can be displayed at either the upper or lower (super impose) part of the screen. (selectable)

## ■ Built-in stereo speakers (DT-V9L1DU: mono speaker)

## ■ Optional EIA rack mount adapter

# Easy installation

## ■ Compact, all-in-one design

Thanks to a slim, space-saving, all-in-one design, these monitors can be installed easily on any wall, shelf, or rack and in a variety of locations such as an OB van, studio control room, or editing studio.

## ■ VESA-compliant design

VESA-standard screw holes of 100 mm x 100 mm pitch are provided. The rigidly constructed rear panel makes all the monitors eminently suitable for wall mounting. The DT-V9L1DU also includes screw holes of 75 mm x 75 mm pitch as standard.



Photo: DT-V24L1D

## ■ Rack-mounted design

The DT-V20L1D is designed to fit on the optional mount, at a height of 9U. The DT-V17L2DU can be installed in a standard EIA rack with a height of 7U and a width of 17", the same as the DT-V1710CG CRT monitor. As for the DT-V9L1DU, two units can be rack mounted side by side within a standard EIA rack with a rack height of 4U.



DT-V20L1D



Rack mount

DT-V17L2DU



DT-V1710CG

The same width at 395 mm

## ■ Adjustable stand

The metal table-top stand can be tilted up or down by 6° for easier viewing and more flexible installation. When height is restricted the monitor frame can also be installed directly on a shelf or platform simply by removing the stand. The DV-9L1DU can be tilted 10° forward and 20° backward even when batteries are installed, permitting easier image confirmation.

### ● DT-V24L1D/DT-V20L1D/DT-V17L2DU



As a conventional desktop stand, showing 6° of tilt in both directions



As a rear support when monitor is resting directly on a flat surface

### ● DT-V9L1DU



Can be tilted 10° forward and 20° backward

Can be placed directly on a flat surface and tilted in a confined space.



Photo: courtesy of Alfacam




Photo: courtesy of Alfacam



## Battery powered operation enhances mobility

### ■ Dual power source

The DT-V17L2DU and DT-V9L1DU can be powered by a standard AC connection or by 12–17V DC batteries (Anton Bauer, IDX or PAG) installed via bracket on the rear panel. This dual power system makes these two monitors extremely versatile, enabling HD image review in the field.

#### ● DT-V17L2DU



#### ● DT-V9L1DU



The DT-V9L1DU's stand can be tilted even when batteries are installed, permitting easier image confirmation, and does not fall down.

#### ● Recommended batteries and mounts

- Anton Bauer  
Battery: DIONIC90  
Mount: QR DXC-M3A
- IDX  
Battery: ENDURA-7S  
Mount: A-E2LCD-J

## System flexibility

### ■ 4-way remote control

Remote control can be selected from make-contact, trigger-pulse, RS-485 (excluding DT-V9L1DU), and RS-232C methods.

#### ■ Functions controlled by MAKE/TRIGGER system

Display	Functions to be controlled	DT-V24L1D	DT-V20L1D	DT-V17L2DU	DT-V9L1DU
COLOR OFF	Color off	✓	✓	✓	✓
ASPECT	Changes the aspect ratio.	✓	✓	✓	✓
A.MARKER	AREA MARKER display	✓	✓	✓	✓
S.MARKER	SAFETY MARKER display	✓	✓	✓	✓
TIME CODE	Time code display	✓	✓	✓	✓
1:1	Displays in 1:1 mode.	✓	✓	✓	✓
SCR CHECK	Screen check	✓ <sup>*1</sup>	✓ <sup>*1</sup>	✓	✓
I/P MODE <sup>*1</sup>	IP MODE	✓	✓	✓	✓
SDI 1	Changes the input to SDI 1.	✓	✓	✓	✓
SDI 2	Changes the input to SDI 2.	✓	✓	✓	✓
DVI	Changes the input to DVI.	✓	✓	✓	✓
COMP. /RGB	Changes the input to COMP. /RGB.	✓	✓	✓ <sup>*2</sup>	✓ <sup>*3</sup>
VIDEO 1	Changes the input to VIDEO 1.	✓	✓	✓	✓
VIDEO 2	Changes the input to VIDEO 2.	✓	✓	✓	✓
EXT.SYNC	Changes the sync signal.	✓	✓	✓	✓
TALLY	Controls the tally lamp.	✓	✓	✓ <sup>*4</sup>	✓ <sup>*4</sup>
TALLY SEL	Selects the color of the tally lamp.	✓	✓	✓	✓
MONI. NAME	MONITOR NAME	✓	✓	✓	✓
SOURCE ID	SOURCE ID	✓	✓	✓	✓
MUTING	Muting on/off	✓	✓	✓	✓
MARK.SEL	Selects the items of AREA MARKER.	✓	✓	✓	✓
L.METER	Audio level meter display	✓	✓	✓	✓
STATUS	Status display	✓	✓	✓	✓
---	No function	✓	✓	✓	✓
FOCUS ASSIST	Focus adjustment	✓	✓	✓	✓
DYNAMIC	Optimization of the brightness	✓	✓	✓	✓
COLOR RANGE MODE	Reduction of the gradation step	✓	✓	✓	✓



DT-V17L2DU



DT-V9L1DU

Photo:  
DT-V24L1D,  
DT-V20L1D  
and  
DT-V17L2DU

For customization, select 8 functions and assign them to 8 pin terminals.

\*1: TRIGGER pulse control only \*2: Component only

\*3: Video/component \*4: Indication cannot be displayed.

## Rugged, durable design

### ■ Control and connector protection structure

To prevent any damage to the control panel, it is protected by a speaker grille and reinforced edge design. The rear panel connectors are protected by a concave design. This slim, efficient construction is both practical and safe.

### ■ Metal rear cabinets

Rugged metal rear cabinets provide excellent heat radiation and greater durability.

### ■ Protective screen (option)

To keep the LCD panel clean and protect it from scratches or damage, optional screen protection filters are available. These protection filters also suppress reflections when the panels are under bright light. The DT-V9L1DU is provided with a protective screen as standard.

### ■ Convenient grip handle

The DT-V17L2DU and DT-V9L1DU are fitted with a convenient self-retracting grip handle for easy mobility.

# Input format/front control panel/option/dimensions

## DT-V24L1D

### Input format

VIDEO	Input terminals				COMPUTER	Input terminals
Signal name	Video	Component/ RGB	HD/SD SDI	DVI-D with HDCP (video)	Signal name	DVI-D (PC)
NTSC	✓	—	—	—	VGA60	✓
PAL	✓	—	—	—	W-VGA60	✓
SECAM	✓	—	—	—	SVGA60	✓
BW(50Hz/60Hz)	✓	—	—	—	XGA60	✓
480/60i	—	✓	✓	—	W-XGA60 (1280 x 768)	✓
576/50i	—	✓	✓	—	SXGA60 (1280 x 1024)	✓
480/60p	—	✓	—	✓	1920 x 1080@60	✓
576/50p	—	✓	—	✓	1280 x 720@60	✓
640 x 480/60p	—	—	—	✓	W-SXGA+60 (1680 x 1050)	✓
720/24p, 25p, 30p	—	✓	✓	—	U-XGA60(1600 x 1200)	✓
720/50p, 60p	—	✓	✓	✓	W-UXGA60 (1920 x 1200)	✓
1080/50i, 60i	—	✓	✓	✓		
1080/50p, 60p	—	—	—	✓		
1035/60i	—	✓	✓	—		
1080/24p, 25p, 30p	—	✓	✓	✓		
1080/24psf, 30psf	—	✓	✓	—		

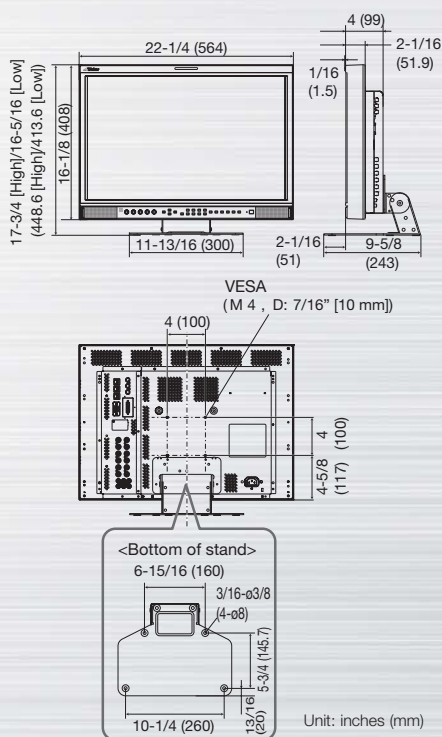
## DT-V20L1D

### Input format

VIDEO	Input terminals				COMPUTER	Input terminals
Signal name	Video	Component/ RGB	HD/SD SDI	DVI-D with HDCP (video)	Signal name	DVI-D (PC)
NTSC	✓	—	—	—	VGA60	✓
PAL	✓	—	—	—	W-VGA60	✓
SECAM	✓	—	—	—	SVGA60	✓
BW(50Hz/60Hz)	✓	—	—	—	XGA60	✓
480/60i	—	✓	✓	—	W-XGA60 (1280 x 768)	✓
576/50i	—	✓	✓	—	SXGA60 (1280 x 1024)	✓
480/60p	—	✓	—	✓	1920 x 1080@60	✓
576/50p	—	✓	—	✓	1280 x 720@60	✓
640 x 480/60p	—	—	—	✓	W-SXGA+60 (1680 x 1050)	✓
720/24p, 25p, 30p	—	✓	✓	—	U-XGA60(1600 x 1200)	✓
720/50p, 60p	—	✓	✓	✓	W-UXGA60 (1920 x 1200)	✓
1080/50i, 60i	—	✓	✓	✓		
1080/50p, 60p	—	—	—	✓		
1035/60i	—	✓	✓	—		
1080/24p, 25p, 30p	—	✓	✓	✓		
1080/24psf, 30psf	—	✓	✓	—		



### Dimensions

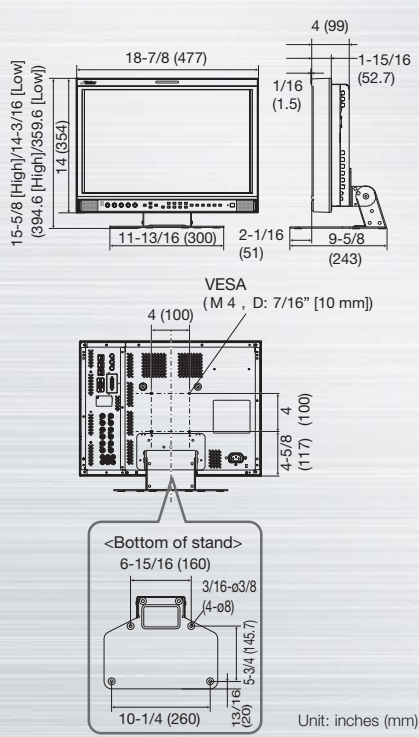


### Option

- RAK2024LCD (Rack mount)



### Dimensions



### Option

- RAK20LCD (Rack mount)

### DT-V24L1D/DT-V20L1D Front control panel





## DT-V17L2DU

### Input format

VIDEO		Input terminals			COMPUTER	Input terminals
Signal name	Video	Component (Analogue)	HD/SD SDI	DVI-D with HDCP (video)	Signal name	DVI-D (PC)
NTSC	✓	—	—	—	VGA60	✓
PAL	✓	—	—	—	W-VGA60	✓
BW(50Hz/60Hz)	✓	—	—	—	SVGA	✓
480/60i	—	✓	✓	—	XGA60	✓
576/50i	—	✓	✓	—	W-XGA60 (1280 x 768)	✓
480/60p	—	✓	—	✓	SXGA60 (1280 x 1024)	✓
576/50p	—	✓	—	✓	1920 x 1080@60	✓
640 x 480/60p	—	—	—	✓	1280 x 720@60	✓
720/24p, 25p, 30p	—	✓	✓	—	W-XGA+60 (1440 x 900)	✓
720/50p, 60p	—	✓	✓	✓	U-XGA60(1600 x 1200)	✓
1080/50i, 60i	—	✓	✓	✓	W-UXGA60 (1920 x 1200)	✓
1080/50p, 60p	—	—	—	✓		
1035/60i	—	✓ <sup>*1</sup>	✓	✓ <sup>*1</sup>	*1: It is displayed by 1080/60i.	
1080/24p, 25p, 30p	—	✓	✓	✓	*2: 1080/25psf is displayed by 1080/50i.	
1080/24psf, 25psf, 30psf	—	✓ <sup>*2</sup>	✓ <sup>*2</sup>	—	1080/30psf is displayed by 1080/60i.	

## DT-V9L1DU

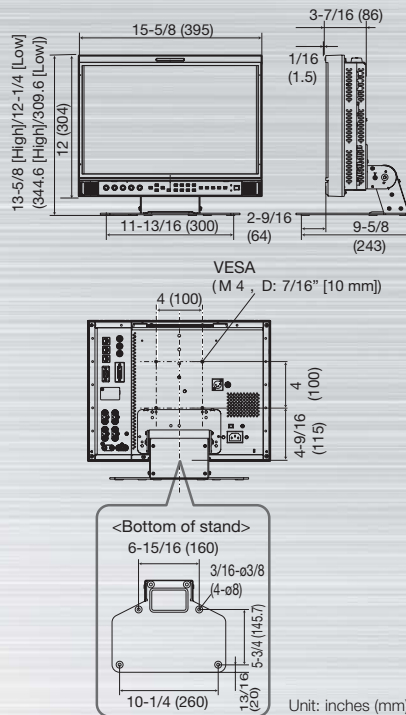
### Input format

VIDEO	Input terminals			
Signal name	Video/Component		HD/SD SDI	
	VBS (Composite)	Y/Pa/P <sub>r</sub> (Analogue component)		
NTSC	✓	—	—	
PAL	✓	—	—	
BW(50Hz/60Hz) <sup>*1</sup>	✓	—	—	
480/60i	—	✓	✓	
576/50i	—	✓	✓	
480/60p	—	✓	—	
576/50p	—	✓	—	
720/50p, 60p	—	✓	✓	
1035/60i	—	✓ <sup>*2</sup>	✓ <sup>*2</sup>	
1080/50i, 60i	—	✓	✓	
1080/24psf/25psf <sup>*3</sup> /30psf <sup>*3</sup>	—	✓ <sup>*3</sup>	✓ <sup>*3</sup>	

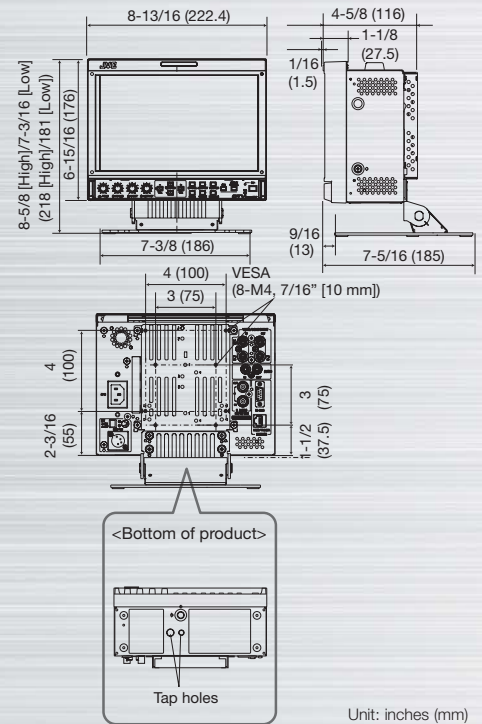
\*1: BW(50Hz); Status display is displayed by PAL.  
BW(60Hz); Status display is displayed by NTSC.  
\*2: Status display is displayed by 1080/60i.  
\*3: 1080/25psf; Status display is displayed by 1080/50i  
1080/30psf; Status display is displayed by 1080/60i



### Dimensions



### Dimensions



### Options

- TS-W17FD1 (Protective screen)
- Battery Plate
- RAK17LCD (Rack mount)

### DT-V17L2DU Front control panel



### DT-V9L1DU Front control panel



Model		DT-V24L1D	DT-V20L1D	DT-V17L2DU	DT-V9L1DU
Type		Multi-format HDTV/SDTV LCD monitor			
Screen Size		Type 24 wide format	Type 20 wide format	Type 17 wide format	Type 9 wide format
Aspect Ratio			16:10		15:9
LCD Panel		24" wide, active matrix TFT	20" wide, active matrix TFT	17" wide, active matrix TFT	9" wide, active matrix TFT
Effective Screen Size (W x H)		20-7/16 x 12-13/16 inches (51.84 x 32.4 cm)	17-1/8 x 10-11/16 inches (43.34 x 27.09 cm)	14-1/2 x 9-1/16 inches (36.72 x 22.95 cm)	7-11/16 x 4-5/8 inches (19.5 x 11.7 cm)
Pixels		1920 x 1200 (W-UXGA)	1680 x 1050 (W-SXGA+)	1440 x 900 (W-XGA+)	800 x 480 (WVGA)
Display Colors			16.7 million		approx. 16.2 million
Viewing Angle		Horizontal	176°	170°	140°
		Vertical	176°	170°	120°
Brightness			400 cd/m²		350 cd/m²
Contrast Ratio		1000:1	800:1	600:1	400:1
Horizontal/Vertical		Horizontal	31.469 kHz to 75.000 kHz		
Frequency (PC signals)		Vertical	60 Hz ± 5 Hz		—
			Depending on the signal within the range of these frequencies, some signals may not be displayable, in which case, "Out of range" is shown.		
Applicable Standard			HD SDI: BTA S-004B, SMPTE292M SD SDI: ITU-R BT.656: 525/625, SMPTE259M: 525 EMBEDDED AUDIO: SMPTE299M, SMPTE272M		
Audio Output			Internal: 1.0 W + 1.0 W (L/R)		1.0 W (Mono)
Environmental Conditions		Operating temperature	41°F to 95°F (5°C to 35°C)		32°F to 104°F (0°C to 40°C)
		Operating humidity	20% to 80% (non condensing)		
Power Requirements		AC 120/220-240 V, 50/60 Hz		AC 120/220-240 V, 50/60 Hz/DC 12-17 V	
Rated Current		1.15 A (AC 120 V)/ 0.67 A (AC 220-240 V)	1.00 A (AC 120 V)/ 0.60 A (AC 220-240 V)	0.56 A (AC 120 V)/ 3.0 A (DC 12 V)	0.35 A (AC 120 V)/ 1.7 A (DC 12 V)
Dimensions (WxHxD) (excluding protrusions)		With desktop stand	22-1/4" x 17-3/4" x 9-5/8" (564 x 448.6 x 243 mm)	18-7/8" x 15-5/8" x 9-5/8" (477 x 394.6 x 243 mm)	15-5/8" x 13-5/8" x 9-5/8" (395 x 344.6 x 243 mm)
		Without stand	22-1/4" x 16-1/8" x 4" (564 x 408 x 99 mm)	18-7/8" x 14" x 4" (477 x 354 x 99 mm)	15-5/8" x 12" x 3-7/16" (395 x 304 x 86 mm)
Weight		Excluding stand	19.1 lbs. (8.7 kg)	16.3 lbs. (7.4 kg)	11.7 lbs. (5.3 kg)
		Including stand	25.5 lbs. (11.6 kg)	22.7 lbs.(10.3 kg)	18.1 lbs. (8.2 kg)
Provided Accessories			AC power cord, power cord holder, screw x 2 (for power cord holder)		Protective screen x1, screw x4 (for protective screen), AC power cord, power cord holder, screw x 2 (for power cord holder)
Options			Protective screen/rack mount adapter		Rack mount adapter

Video	VIDEO 1	Composite video signal input/output: 1 line, BNC x 2, 1 V (p-p), 75 ohms * (IN and OUT are connected with a bridge connection) (auto termination)		
	VIDEO 2	—		—
	DVI-D (HDCP)	DVI-D signal input (compatible with HDCP): DVI-D connector x 1 (compatible with DDC2B)		—
	COMPO./RGB*2 (G/Y, B/Pb/B-Y, R/Pr/R-Y)	Analog component signal/analog RGB signal input/output: 1 line, BNC x 6 Video signal: G/Y: 1 V (p-p), 75 ohms (sync signal included), B/Pb/B-Y, R/Pr/R-Y: 0.7 V (p-p), 75 ohms (IN and OUT are connected with a bridge connection) (auto termination)		
	EXT. SYNC (CS)	Composite sync signal input/output: 1 line, BNC x 2, 0.3 V (p-p) to 4 V (p-p), 75 ohms (bipolar tri-signal, negative pole binary signals, BB) (video signals excluded) (IN and OUT are connected with a bridge connection) (auto termination)	—	—
	HD/SD SDI (IN 1)	Digital signal input (compatible with EMBEDDED AUDIO): Auto detection, 1 line, BNC x 1		
	HD/SD SDI (IN 2)			
	HD/SD SDI (OUT)	Digital signal output (compatible with EMBEDDED AUDIO): 1 line (switched out), BNC x 1	Digital signal output (compatible with EMBEDDED AUDIO): 1 line, BNC x 1	
Audio	AUDIO ASSIGN (IN 1)	Analog audio signal input: 1 line, RCA x 2, 500 mV (rms), high impedance	Analog audio signal input: 1 line, RCA x 2, 500 mV (rms), high impedance	Analog audio signal input: 1 line, RCA x 1, 500 mV (rms), high impedance
	AUDIO ASSIGN (IN 2)		—	—
	AUDIO ASSIGN (MONITOR OUT)	Analog audio signal output: 1 line, RCA x 2, 500 mV (rms)		Analog audio signal output: 1 line, RCA x 1, 500 mV (rms)
External Control	MAKE/TRIGGER	RJ-45 x 1 (8-pin)		
	RS-485	RJ-45 x 2 (IN/OUT) (8-pin)		—
	RS-232C	D-sub (9-pin) x 1		

